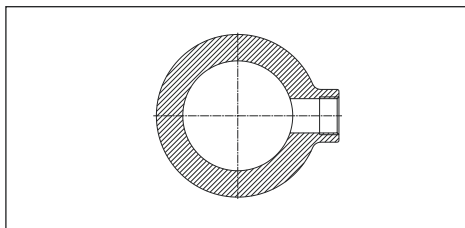


No. 8580

Wafer Tee Piece 1 threaded outlet

PN 16

of grey iron
epoxy powder coated



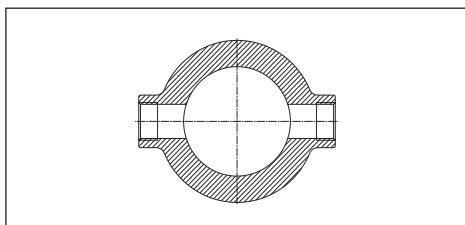
DN	Thread	Height	Weight	
80	1¼"	60	3,90	●
100	1¼"	60	4,20	●
150	1¼"	60	7,90	●

No. 8590

Wafer Tee Piece 2 threaded outlets

PN 16

of grey iron
epoxy powder coated



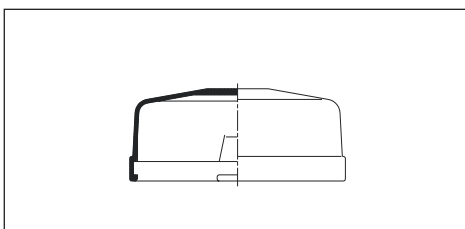
DN	Thread	Height	Weight	
100	1¼"	60	4,30	●
125	1¼"	60	6,30	●
150	1¼"	60	7,80	●
250	1¼"	90	19,20	●

No. 5417

Theft Indicator Cap

for Above-Ground Hydrant

Since September 1988 all HAWLE Above-Ground Hydrants have been supplied in a form that can accept theft indicator caps.



No. 5417	●
----------	---

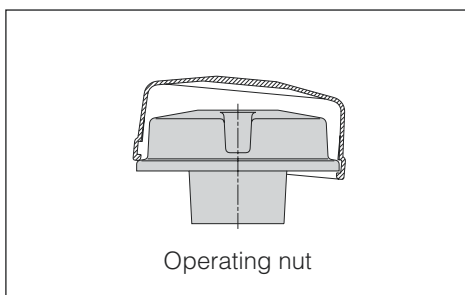
Conversion Kits for Theft Indicator Cap

for hydrants made before September 1988

No. 5416 standard,
for all HAWLE hydrants with the standard
ÖNORM-F 2010

No. 5418 for hydrants type
No. 480 and 482 old, spindle □18 mm

No. 5419 for hydrants type
No. 481 and 482, spindle □22 mm conical



No. 5416	●
No. 5418	●
No. 5419	●

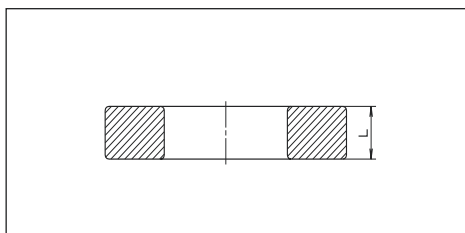
No. 8615

Spacer Ring

to fill a gap

Steel 1.0037

Please specify length "L" on order



DN	
50	●
65	●
80	●
100	●
125	●
150	●
200	●

Push Fit Swivel Converter

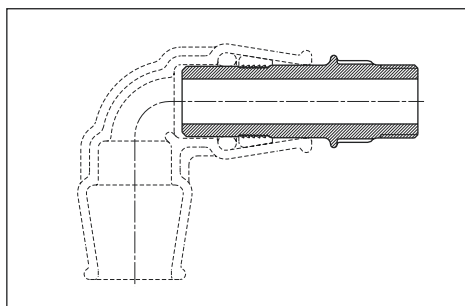
No. 6630 equal ends

No. 6631 unequal ends

with one male thread outlet

of POM

Every push fit end can be modified to a male thread outlet



Order no.	DN	Thread	L	Weight kg	
6630	¾"	¾"	92	0,04	●
	1"	1"	105	0,05	●
	1¼"	1¼"	123	0,10	●
	1½"	1½"	144	0,20	●
	2"	2"	160	0,35	●
6631	1"	1¼"	111	0,06	●
	1"	1½"	117	0,07	●
	1"	2"	126	0,12	●

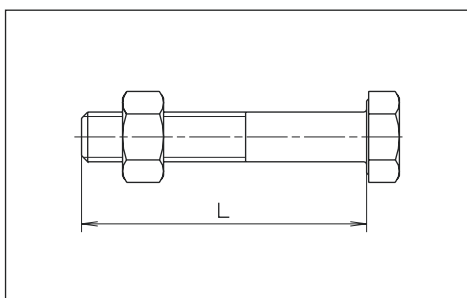
Accessories

Nut and Bolt

No. 8810 electro galvanized

No. 8830 A 2 corrosion proofing

No. 8840 A 4 corrosion and acid proofing

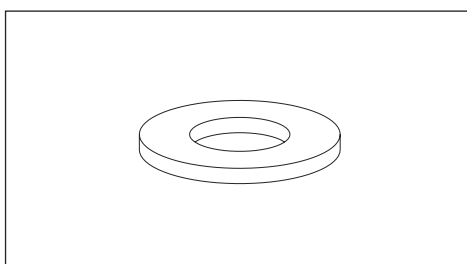


Bolt Length L	No. 8810		No. 8830		No. 8840	
	M 16	M 20	M 16	M 20	M 16	M 20
60	●	●	●	●	●	●
70	●	●	●	●	●	●
80	●	●	●	●	●	●
90	●	●	●	●	●	●
100	●	●	●	●	●	●
110	●	●				
120	●	●				
130		●				
140		●				
150		●				

Washer

No. 8873 A 2 corrosion proofing

No. 8874 A 4 corrosion and acid proofing



No. 8873	für M 16	●
	für M 20	●
No. 8874	für M 16	●
	für M 20	●

Bolt insulator

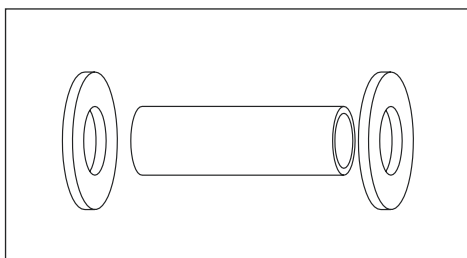
for electrical insulation of bolts for prevention of electrolytic corrosion

No. 8877 Washer

3 mm gauge, of epoxy glass

No. 8820 Pipe

of polyester



	for thread	
Washer	M 16	●
	M 20	●
Pipe Length 1 m	M 16	●
	M 20	●

Required bolt lengths: Flanged Valves - Flange (PN 10)

Flanged Valve DN	Bolt dimension	No. of bolts	Bolt length for flange No.								
			0101 0102	7101 7102 7103	0400	5500	5600	0310 0311	7602	7601	8100
50	M 16	4	70	70	60	60	70	60	90	80	60
65	M 16	4	70	70	70	70	70	70	100	80	70
80	M 16	8	80	70	70	70	70	70	100	80	70
100	M 16	8	80	70	70	70	70	70	100	80	70
125	M 16	8	80	80	70	70	80	70	100	80	70
150	M 20	8	90	80	70	70	80	70	140	100	70
200	M 20	8	90	80	70		80	70	140	100	70
250	M 20	12	100	90	80		90	80	140		80
300	M 20	12	100	90	90		90	90	140		90
350	M 20	16	120								100
400	M 24	16	120								100