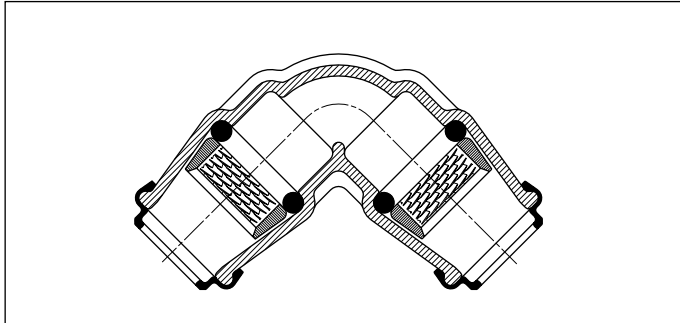


for PE pipes DIN 8074/8075  
**Assembly instructions:** see page H 3/2

for GAS according to EN 437

Elbow 90° No. 6425 Standard  
 No. 6491 Special dimension



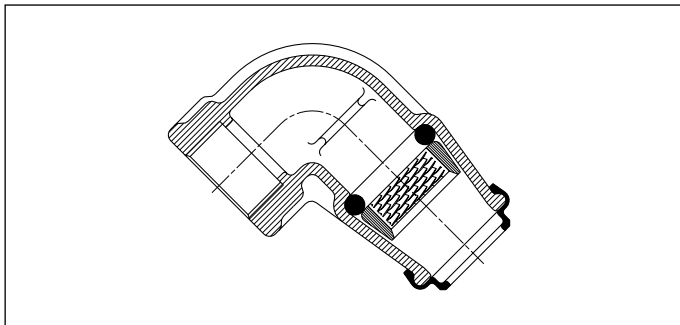
No. 6425 Standard Support liner see page D 3/1

Pipe Ø 1 mm	Pipe Ø 2 mm	Weight kg	
20	20	0,06	●
25	25	0,10	●
32	32	0,18	●
40	40	0,37	●
50	50	0,52	●
63	63	0,80	●

No. 6491 Special dimensions

32	25	0,13	●
40	32	0,25	●

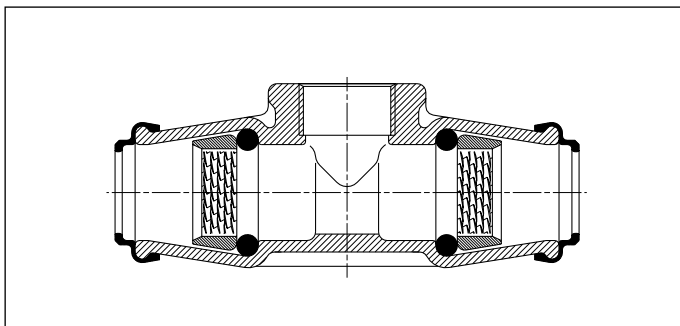
Elbow 90° female thread No. 6435



Support liner see page D 3/1

Pipe Ø mm	Thread	Weight kg	
20	1/2"	0,07	●
25	3/4"	0,10	●
32	1"	0,14	●
40	1 1/4"	0,28	●
50	1 1/2"	0,42	●
63	2"	0,67	●

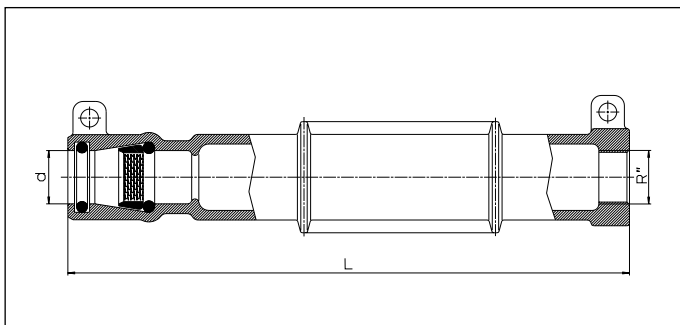
Tee with female thread No. 6525



Support liner see page D 3/1

Pipe Ø mm	Thread	Weight kg	
20	1/2"	0,10	●
25	3/4"	0,15	●
32	1"	0,22	●
40	1 1/4"	0,43	●
50	1 1/2"	0,60	●
63	2"	0,90	●

Wall inlet Fitting No. 6890



of ductile iron - EN 1563

Note: longer support liners required, see page D 3/1

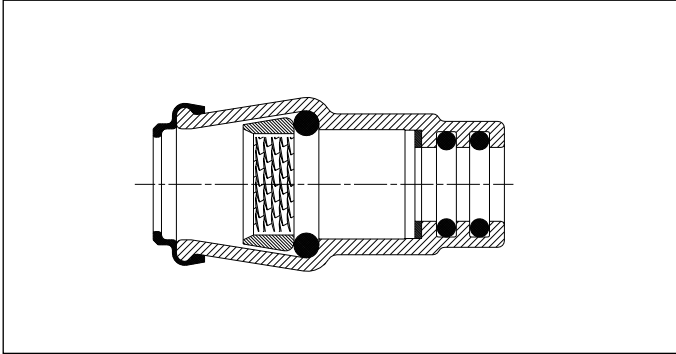
Pipe Ø d mm	R" DIN 2999	L	Weight kg	
32	1"	440	4,65	●
40	1 1/4"	440	5,40	●
50	1 1/2"	440	5,70	●
63	2"	510	8,40	●

# ISO Pipe Fitting für *PE / CU* Pipes

for GAS according to EN 437

Assembly instructions: see page H 4/1

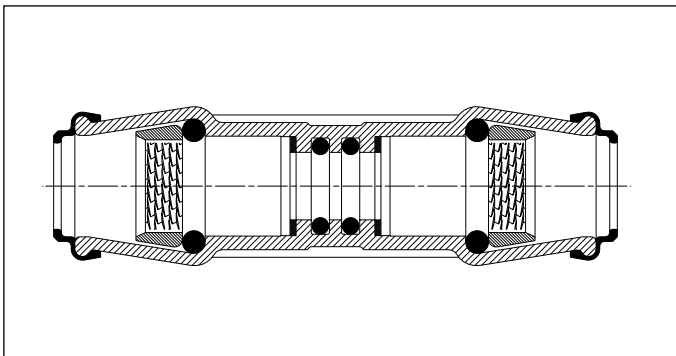
## Connector No. 6385



Support liner see page D 3/1

PE pipe Ø mm	Cu pipe Ø mm	Weight kg	
25	15	0,08	●
25	22	0,08	●
32	15	0,12	●
32	22	0,11	●
32	28	0,11	●
40	28	0,20	●
40	35	0,22	●
50	42	0,29	●

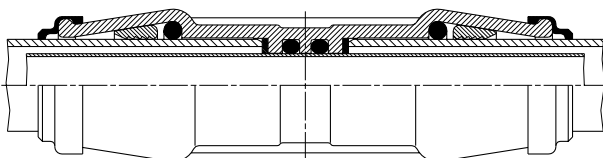
## Connector No. 6395



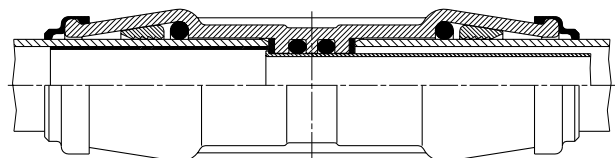
Support liner see page D 3/1

PE pipe Ø mm	Cu pipe Ø mm	Weight kg	
25	15	0,11	●
32	22	0,17	●
32-25	22	0,16	●
40	28	0,25	●
40	35	0,30	●

### Application:



Copper pipe with PE protection pipe both ends



Cu pipe with PE protection pipe — PE pressure pipe